

FIRST EDITION • BOOK 03

# DISCOVER LIFEGROUP







## CONTENT

---

03 INTRODUCTION:

04 - 05 THE SIMPLE PATTERN

06 - 09 GROWING AND MULTIPLYING

10 -12 DISCOVER BIBLE



# INTRO- DUCTION

At the beginning of Jesus' ministry, many people began to follow Him. In Mark 3, Jesus chose 12 disciples from among those who had believed and were following him, 'so that they might be with Him and He might send them out to preach and have authority to cast out demons' (Mark 3:14). During the next two and a half years, Jesus modeled the Good News of the Kingdom of God and taught His disciples how to cultivate His Kingdom culture that would grow and multiply disciples. Jesus's disciples were the core leaders of the New Testament church and they imitated Jesus' pattern of growing, multiplying disciples and churches that spread throughout the Roman empire.

We see small groups of disciples meeting together as "mini parts of the bigger church as one the most effective ways to cultivate a culture of growing and multiply disciples of Jesus. We call these small groups Life Groups as they provide a way for disciples of Jesus to do life and faith together.

The Life Group pattern below is a helpful tool in cultivating a number of important aspects of a culture of disciples making disciples.

## **Life Groups:**

- Meet with as few as two (ideally 6-8) to do life and faith together
- Encourage interaction, contribution, participation, and belonging
- Seek to be taught by the Holy Spirit as they read, share and apply the Bible
- Pray, care and encourage each other inside and outside of meetings
- Work as a team to share the Good News outside of meetings, with people who do not know Jesus
- Always welcome others to join the journey of faith
- Seek to grow and to multiply new Life Groups

# A SIMPLE PATTERN



PART	FACILITATOR GUIDE:
<b>1. CELEBRATE</b>  Share stories of how God has been at work in your life.	<ul style="list-style-type: none"> <li>· Is there something you can celebrate or give thanks for?</li> <li>· Has there been an answer to prayer or a breakthrough?</li> <li>· How have you seen God at work since we last met?</li> <li>· How have you put into practice what we learn last time?</li> </ul>
<b>2. DISCOVER</b>  Read, discover and apply.	See DISCOVER BIBLE below
<b>3. PRAYER &amp; CARE</b>  Love, care, share, pray, use your gifts	<i>As you pray, ask the Holy Spirit to lead you to:</i> <ul style="list-style-type: none"> <li>· Challenges or concerns - obstacles</li> <li>· Struggles - weakness and vulnerabilities, sins</li> <li>· Opportunities - faith</li> <li>· How you might apply what you have learnt</li> </ul>
<b>4. ACTIVATE/MOBILISE</b>  Pray, plan, prepare to go together as a team to do something to love and serve those who don't know Jesus  Work together to do the Great Commission	As a group commit take time to: <ul style="list-style-type: none"> <li>· Pray for the people (by name) who you know don't know Jesus</li> <li>· Be ready to multiply the group as it grows</li> <li>· Proactively inviting people to join your Life Group</li> <li>· Plan to do things as a group to:               <ol style="list-style-type: none"> <li>a) Introduce people you know to members of your Life Group e.g. by inviting them to do something social or a community activity with the Life Group.</li> <li>b) Do something tangible as a group to share the love of Jesus with those who don't know Him</li> </ol> </li> </ul>



# GROWING & MULTIPLYING

The last part of a life group meeting is called Activate/Mobilise. It is the part where the group intentionally prays, plans and prepares to go and do something together as a team, in order to share the Good News. As we seek to do this, our faith expectation is that God will add to our number.


As a group grows to between 8-12 people, the largeness of the group can begin to impact the time and opportunity for each person to participate and be involved. We have also found that It can become increasingly harder to maintain authentic caring relationships.

Of course, we also encourage all Life Groups to welcome and invite people who are not in a Life Group to join them. Life Group is a place where true" fellowship" or community can flourish and thrive. As Life groups flourish and thrive they will grow and then by necessity they will need to multiply.

# LAUNCH

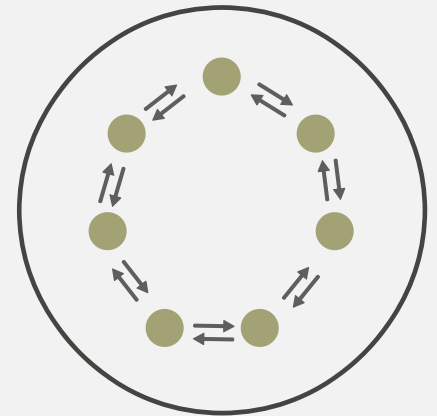


## A SIMPLE PATTERN



## LIFE GROUP

As few as 2 but no more than 8-10



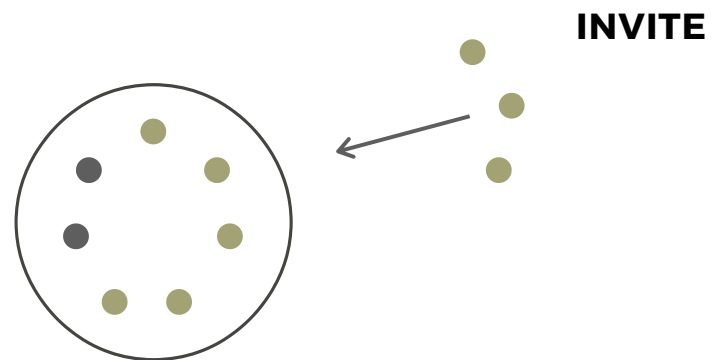
## PEER TO PEER

# GROW

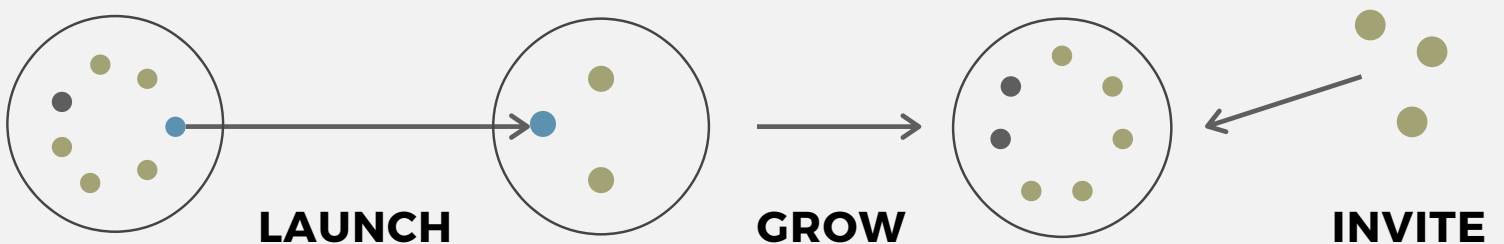
**Quality** (disciple-making relationships)

**Quantity** (numbers)

**Prepare** (multiplying leaders)



# MULTIPLY



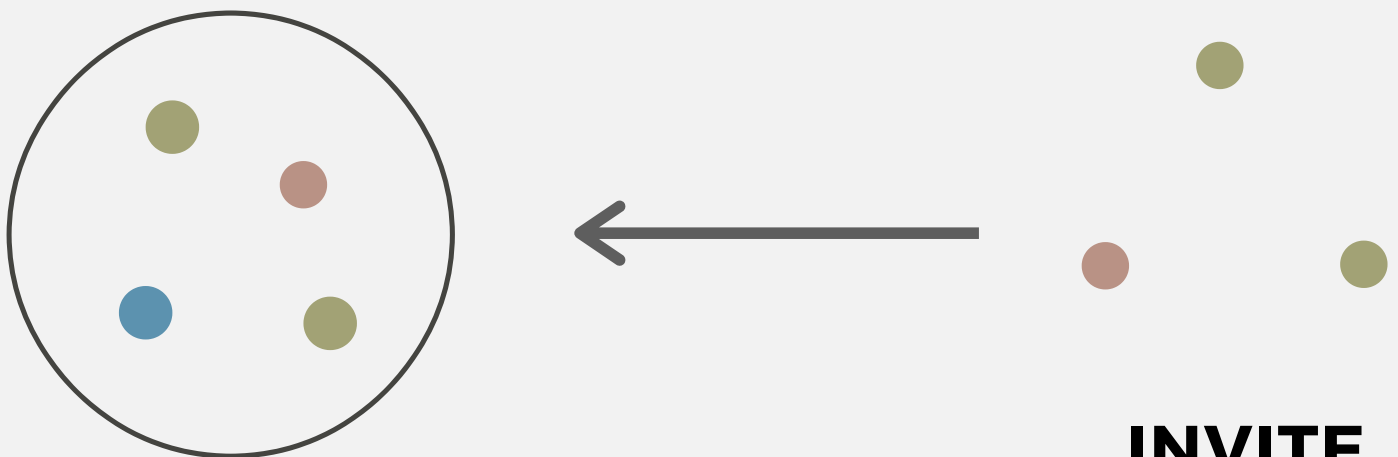


# GATHERING LIFE GROUPS IN ONE PLACE WITH THE PURPOSE OF GROWING AND MULTIPLYING

## LAUNCH



## GROW



## INVITE

# WHAT TO REMEMBER WHEN GATHERING MULTIPLE LIFE GROUPS IN ONE PLACE...

- Obviously meeting in a larger group can be fun, but it can't replace the intimacy and interaction of a smaller Life Group.

## **Suggested pattern:**

- Meet together to share stories.
- Do Discover, Pray and Care in Life Groups
- Do activate/mobilise together back in the bigger gathering



# DISCOVER BIBLE

Discover is an adaption of Discovery Bible Studies (DBS)  
developed by David Watson

# DISCOVER BIBLE

## Read, Discover, Apply

The Life Group pattern we use is designed to give equal value, time, and opportunity to four different parts to Discover:

- Celebrating God in our week
- Discovering the Bible together
- Prayer and Care
- Activating or mobilizing our faith together

That's why we call our groups Life Groups, and not Bible studies

The Discover method used in Life Group is designed to engage everyone in the learning, discovery, and application of the Bible at a fundamental level.

### Why Discover Bible?

- God wants to speak to and through each person as they read the Bible together
- The Holy Spirit is our teacher that inspires and reveals truth
- It is profoundly simple pattern that can be used by young and old, those with little or much faith or biblical knowledge.
- It provides a simple and easy way for groups and those exploring faith, to explore the fundamental truths within a Bible passage and apply what they learn

The Bible is the resource. Discover Bible does not require prior biblical knowledge, a gifted teacher, sermons, DVDs, podcasts, or study resources.

## DISCOVER BIBLE

### 1. READ

- Have everyone read the passage to themselves
- Ask someone to read the passage out loud
- Try to be sensitive to people's reading ability, you can play an audio version if needed

### 2. DISCOVER

- What is the big idea/s?
- What does it say about God?
- What does it say about us
- What part/s of the passage stand out to you?

### 3. APPLY

- What is your take-away?
- How will you put that into practice this week?



# NOTES



## **Group Leaders/Facilitators**

The person facilitating Discover Bible primary role is to assist the group to consider the passage by working through the questions. The facilitator:

Doesn't need to be an expert or have all the answers

- Seeks to provide each person in the group an opportunity to share their responses
- Allows the Holy Spirit to speak in a fresh way, inspire and reveal truth
- Waits for everyone else to share, adds their ideas and summarises what the group has learnt
- Give opportunities for everyone in the group to take turns in leading/facilitating the Discover Bible pattern, to equip everyone to share the Bible with other people in their lives

## **Helpful Resources**

You Bible App

- Suggested versions: ESV, NIV, NLT, EASY
- Easy is for people with English as an additional language or who find reading difficult

